








Accredited

Multidisciplinary Photography & Design Program 1st year






JANUARY 2019

MON	TUES	WED	THURS	FRI	SAT	SUN
	1	2	3	4 MATRIC RESULTS	5	6
7 VSS ADMIN & Registration Opens	8	9 SCHOOLS START	10	11	12	13 Newtown Extravagant Photo Shoot
14	15	16	17	18	19	20
21 FIRST YEAR ORIENTATION – Welcome and introduction to Program	22 ORIENTATION Visit art museum and galleries	23 ORIENTATION Visual concepts Plan group painting	24 ORIENTATION Finalise group painting and do student cards	25 ORIENTATION 1st term lectures, activities and field trips		
28 Theory - Photo science	29 Practical - Pinhole Photo & darkroom	30 Prof practice – Planning and preparation	31 Available light and exposure			



FEBRUARY 2019

MON	TUES	WED	THURS	FRI	SAT	SUN
				1 Botshabelo weekend - Game of Thrones shoot	2 Botshabelo weekend - Game of Thrones shoot	3 Botshabelo weekend - Game of Thrones shoot
4 Botshabelo weekend - return	5 Intro to Photoshop Lightroom	6 Prof practice	7 Lens technology and Technique	8 Nature photography at Pilanesberg	9 Nature photography at Pilanesberg	10 Nature photography at Pilanesberg
11 History: Mesop. to Egypt – 1 st photo. Movie/Crit; 10,000	12 Introduction to Corel Draw & In Design platform	13 Prof practice	14 Typology - All about fonts	15 Graphic design: Play with words	16 2018 Graduation Ceremony	17 VSS Workshop Advanced Photoshop
18 History: Byzantine to Renaissance - Movie/Crit; Angora	19 Theory: Portrait studio & flash photography	20 Prof practice	21 Graphic Design: Tracing a vector	22 Practical: Studio Portrait lighting and photography		24 VSS Workshop Creative studio Portrait
25 History: Pop art – Movie/Crit – Factory Girl	26 Theory: Silkscreen process	27 Prof practice	28 Design 1 colour T Shirt print			

MARCH 2019

MON	TUES	WED	THURS	FRI	SAT	SUN
				1 Practical: Vinyl cut posi, prepare silkscreen, emulsify and expose		3 VSS Workshop Adv. Photoshop & Surrealism
4 History: Photojournalism Movie/ Crit – Bang Bang Club	5 Theory: Photojournalism and techniques	6 Prof practice Ethics	7 Design: Logo and CI	8 Practical: Print silkscreen t-shirts		10 Real world photojournalism on location
11 Holiday project brief.	12 Holiday project planning.	13 Holiday project start	14	15	16	17
18	19	20	21 HUMAN R DAY	22	23	24
25	26	27	28	29	30	31

APRIL 2019

MON	TUES	WED	THURS	FRI	SAT	SUN
1	2 ORIENTATION 2nd term lectures, activities and field trips	3 Prof practice Hand in holiday projects and class evaluation	4 Art: Pencil drawing techniques.	5 Practical: Perspective drawing	6 VSS lecturers and students host 4 in 1 Nat Photo Salon	7 VSS lecturers and students hosts 4 in 1 Nat Photo Salon
8 History: Renaissance to Baroque - Wet plate Movie /Crit; Goya's Ghost	9 Theory: The Dramatic portrait, a look at old masters	10 Prof practice ; Market event (half year exhibition)	11: Practical : Advanced portrait studio lighting techniques	12 Intro to Photoshop and Green screen .		
15 History: Fashion photog. Movie ; Annie Leibovitz	16 Plan and sketch fashion proposals for weekend shoot.	17 Prof practice	18 Prepare equipment, wardrobe and props for shoot	19 GOOD FRI Botshabelo Theme shoots	20 Botshabelo Theme shoots	21 IP 2 Botshabelo Theme shoots
22 FAMILY DAY Botshabelo Theme shoots		24 Prof practice	25 Photoshop : mask and select	26 Nature photography at Pilanesberg	27 FREEDOM DAY Nature at Pilanesberg	28 Nature photography at Pilanesberg
29						

MAY 2019


MON	TUES	WED	THURS	FRI	SAT	SUN
		1 LABOUR DAY	2 NIEU BETHESDA	3 NIEU BETHESDA	4 NIEU BETHESDA	5 NIEU BETHESDA
6 NIEU BETHESDA	7 NIEU BETHESDA	8 NIEU BETHESDA	9 NIEU BETHESDA	10 NIEU BETHESDA	11 NIEU BETHESDA	12 NIEU BETHESDA
13 NIEU BETHESDA	14 NIEU BETHESDA	15 Theory: Close - up & Macro	16 Practical: Close-up Macro & food photography	17 Design menu		19 VSS Workshop Advanced Photoshop
20 History: Post- & Impressionism Movie /Crit; Midnight in Paris	21 Photoshop : Blending and shoot textures	22 Prof practice : Market event feedback (half year exhibition)	23 Storyboarding	24 Storyboarding		
27 Post- & Impressionism - Interactive test	28 Create custom brushes and use in multi-layers	29 Prof practice	30 Create lifestyle magazine cover & advertisement	31 Article & pre - production layout for magazine		

JUNE


MON	TUES	WED	THURS	FRI	SAT	SUN
					1	2 PJ on location
3 Prepare for half year exhibition	4 Prepare for half year exhibition	5 Prepare for half year exhibition	6 Prepare for half year exhibition	7 Set up exhibition for evaluation	8 Gala evening exhibition	9
10 Holiday project brief.	11 Holiday project planning.	12 Holiday project start	13	14	15 Namibia Botswana trip	16 YOUTH DAY Nam Bots trip
17 PUBLIC HOL Nam Bots trip	18 Namibia Botswana trip	19 Namibia Botswana trip	20 Namibia Botswana trip	21 Namibia Botswana trip	22 Namibia Botswana trip	23 Namibia Botswana trip
24 Namibia Botswana trip	25 Namibia Botswana trip	26 Namibia Botswana trip	27 Namibia Botswana trip	28 Namibia Botswana trip	29 Namibia Botswana trip	30 Namibia Botswana trip





JULY 2019

MON	TUES	WED	THURS	FRI	SAT	SUN
1	2	3	4	5	6	7
8 ORIENTATION 3rd term lectures, activities and field trips	9 Adv. Photosh op channels and colour separation	10 Prof practice Hand in holiday projects and class evaluation	11 Practical: split- light or Rembrandt -light portrait (bracket)	12 Posturize and vectorise exposures – prepa re screen		
15 Print multi colour screens for Minimal or Pop art feel.	16 Advanced Studio Portraiture – The masters techniques	17 Prof practice	18 Practical: Low & high key portrait photography	19 High key portrait lighting – take photo		
22 History: Minimalism Movie /Crit; The Truman Show	23 Theory: Advanced Creative Photog. The mannequin .	24 Prof practice	25 Art: Conceptualise and design puppet	26 Art 3d: Create puppet		
29 History: Audio visual – Movie/ Crit; Sin City	30 Art 3d : Mould face and finalise puppet	31 Prof practice				

AUGUST 2019


MON	TUES	WED	THURS	FRI	SAT	SUN
			1 Introduction to Audio Visual (AV)	2 Design poster for AV	3	4
5 History: Expressionism - Movie/crit: V for Vendetta	6 AV photo techniques	7 Prof practice	8 Create storyboard and prepare AV shoot	9 WOMEN'S DAY Botshabelo Assist and shoot AVs and more	10 Botshabelo Assist and shoot AVs and more	11 Botshabelo Assist and shoot AVs and more
12	13 Produce AV time & dissolves on PicToExe	14 Prof practice	15 Record voice over or edit and mix sound and timing with Audacity	16 Finalise AV and write to exe		
19 History: Ansel Adams, Henri Cartier-Bresson and Helmut Newton videos	20 Analogue (film) camera and darkroom for art photography	21 Prof practice	22 Familiarise with VSS cameras – formats and films –	23 Visit Camera dealers in Jhb for films, chemicals and more		
26 Professional film processing – process films	27 Professional film processing – process films	28 Prof practice	29 Professional darkroom printing – test and print	30 Professional darkroom printing – test and print	31	

SEPTEMBER 2019

MON	TUES	WED	THURS	FRI	SUN	
					1 PJ on location	
2 Mount and present prints for evaluation	3 Theory and technique: Street photography	4 Prof practice	5 PJ & Street photog. Digital & film camera	6 Jhb street Photo shoot – Weekend project		
9 Holiday project brief.	10 Holiday project planning .	11 Holiday project start	12	13		
16 Botswana Kubu Moremi trip	17 Botswana Kubu Moremi trip	18 Botswana Kubu Moremi trip	19 Botswana Kubu Moremi trip	20 Botswana Kubu Moremi trip	14 Botswana Kubu Moremi trip	15 Botswana Kubu Moremi trip
23 Botswana Kubu Moremi trip	24 HERITAGE DAY Botswana Kubu Moremi trip					
30						
					21 School Holidays Botswana trip	22 Botswana Kubu Moremi trip

Combined Visual Arts course 1st year

OCTOBER 2019

MON	TUES	WED	THURS	FRI	SAT	SUN
	1 ORIENTATION 3rd term lectures, activities and field trips	2 Land art - installation art plan for Golden Gate	3 Prepare large format camera for Landscapes	4 Golden Gate landscape & land art installations and photography	5 Golden Gate landscape & land art installations and photography	6 Golden Gate landscape & land art installations and photography
7 Golden Gate landscape & land art installations and photography	8 Develop & scan large format negatives	9 Prof practice Hand in holiday projects and class evaluation	10 Flash/strobe high speed photography	11 Catch the waterdrop – table top photography		
14 History: Surrealism Movie/Crit; The Fall	15 Adv Photoshop – layers and fractals	16 Prof practice	17 Adv Photoshop – fractals and layers	18 Apply fractals and layers for surrealist work		
21 History: Futurism Movie/Crit; The League of Extraordinary Gentleman	22 Adv Photoshop – blurs, layers and blends	23 Prof practice	24 Theory: Front and rear flash	25 Shoot for movement – front and rear flash		
28 Prepare for end of year exam	29 Prepare for end of year exam	30 Prepare for end of year exam	31 Prepare for end of year exam			

NOVEMBER

MON	TUES	WED	THURS	FRI	SAT
				1 Prepare for end of year exam	2
4 PROF P EXAM	5 HIST EXAM	6 PHOTO EXAM	7 DESIGN EXAM	8	9
11	12	13	14	15 SUBMIT PHOTO PORTFOLIOS	16
18 ASSESS MENT	19 ASSESS MENT	20 ASSESS MENT	21 ASSESS MENT	22 ASSESS MENT	23
25	26	27	28	29	30

